




CHUBB®
BERMUDA
TRIANGLE CHALLENGE

2026 CHUBB BERMUDA TRIANGLE CHALLENGE SUSTAINABILITY REPORT



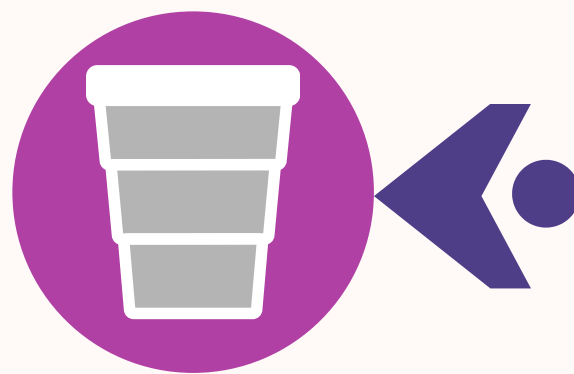
TRAVEL EMISSIONS

283 participants indicated they would **offset part or all of their travel-related carbon footprint**. During registration we provide a link to the United Nations Carbon Offset Platform, which has a carbon footprint calculator and lists Certified Emission Reduction projects around the world.



RACE SHIRT OPT OUT

2026 was the first year we offered participants the ability to **opt out of receiving a race t-shirt**. For each opt out, we will be **donating the cost of a sapling to a nonprofit** that supports the restoration of native and endemic biodiversity.



COLLAPSIBLE WATER CUPS

This was also the first year that every participant received a **collapsible silicone running cup in their "swag bag."** These lightweight cups, which can be folded into a pocket or running belt, are another step toward **reducing our event's waste**.

★ **TWO** ★
SUSTAINABILITY PARTNERS



Official Sustainability Partner



Supporting Sustainability Partner




>26,000

PLASTIC BOTTLES

removed from the waste stream of the PwC Bermuda Marathon, Half Marathon, and Half Marathon Relay

by using water refill stations and additional coolers at water stops



avoiding an estimated 1,300kg in CO_{2e} using a cradle-to-grave life cycle analysis


WASTE DIVERSION RESULTS

3630 KG (8003 LBS)




of **general waste** collected over the three-day event weekend

420 KG (926 LBS)



of **recyclable material** collected over the three-day event weekend

320 KG (705 LBS)



of organic **compostable material** removed from the waste stream

"It's evident that **RACE ORGANIZERS** have done an **EXCELLENT JOB TO PROMOTE SUSTAINABILITY**"

NINETEEN JUNIOR VOLUNTEERS & four adult volunteers
WORKED

97 TOTAL HOURS
ON THE 'GREEN TEAM' HELPING WITH OUR SUSTAINABILITY INITIATIVE



CHUBB
BERMUDA
 TRIANGLE CHALLENGE

2026 CHUBB BERMUDA TRIANGLE CHALLENGE SUSTAINABILITY REPORT

ALUMINUM CUPS

USED BY BOTH OF OUR ADULT BEVERAGE SPONSORS AT THE FINISH FESTIVALS ON SATURDAY AND SUNDAY



BERMUDA CRAFT BREWING

EST. 2020

1500 CUPS USED



BERMUDA SINCE 1806

3600 CUPS USED



Saving the use of **5100** plastic cups over the event weekend



Reducing the event's water usage by an estimated **16,410 litres** (4335 gallons)



Avoiding an estimated **15.3kg CO₂e** emissions using a cradle-to-grave life cycle analysis

A RECORD NUMBER
750
 EVENT VOLUNTEERS


STUDENTS SPONSORS
 Teachers Parents COMMUNITY GROUPS
 Individuals Families



OVER
\$116,000
 RAISED FOR 10 LOCAL CHARITIES AND TEAM RUN FOR LISA (ST BALDRICKS)

★ BUEI ★


joined as a partner in our Sustainability Initiative and had a booth at the Race Expo to educate participants about the importance of water conservation



transportation



ACCESS TO FREE OR REDUCED COST GROUP TRANSPORTATION REDUCES THE EVENT'S OVERALL CO₂ EMISSIONS



A new partnership with the Dept. of Public Transportation & Ministry of Finance gave participants complimentary travel on public buses from Fri-Mon over the event weekend.

Participants running the PwC Bermuda Marathon on Sunday continue to have free transportation to the start line in Dockyard on a public ferry departing from Albuoy's Point.

Free shuttle service to/from the Race Expo, start lines, Pre-Race Pasta Dinner, and Finish Festivals was provided to participants staying at the event's two major host hotels.

"I am impressed with your sustainability efforts throughout the course and finish celebrations. You are setting the standard for other races from 5k to marathons."

ESTIMATED TOTAL LOCAL ECONOMIC IMPACT

\$4.7 MILLION



combined with estimated additional global social impact/reach the total estimated economic impact of the 2026 Chubb Bermuda Triangle Challenge

>\$9 MILLION